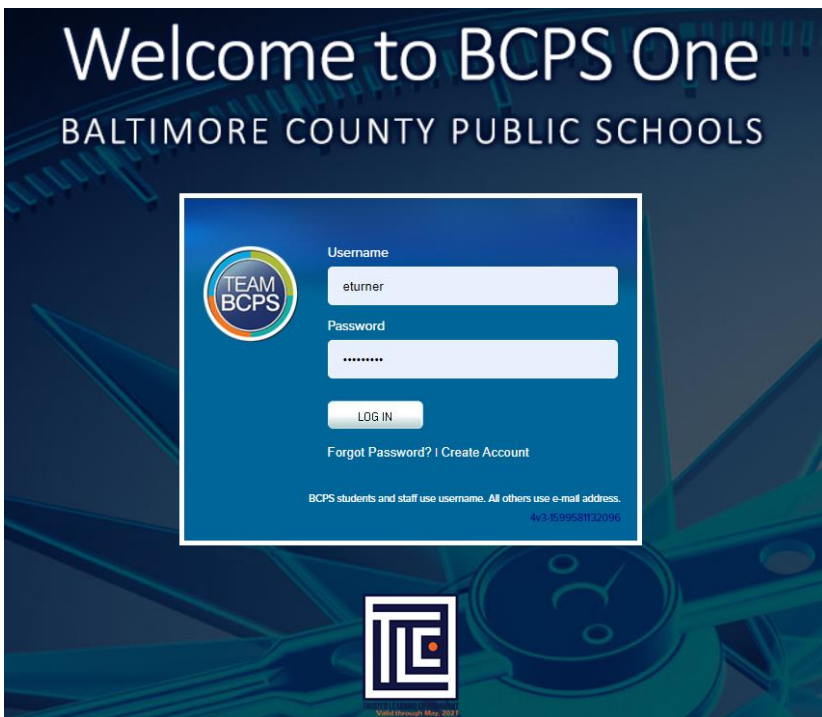


Connecting Student to Google Chrome Browser

Make sure to login to BCPSOne on a Google Chrome browser. If using a BCPS computer, make sure to click on BCPSOne- Chrome (see below)



When you get to the login screen, enter student username & password.



On the welcome screen, click on Instructional & Productivity Tools

Welcome STUDENTS



Collins, Sharod, Student

Need Support? [BCPS One Support Center](#)



Schoolology Learning Management System



Digital Content



Instructional & Productivity Tools



Next, click on Google Drive


INSTRUCTIONAL TOOLS



Microsoft Online

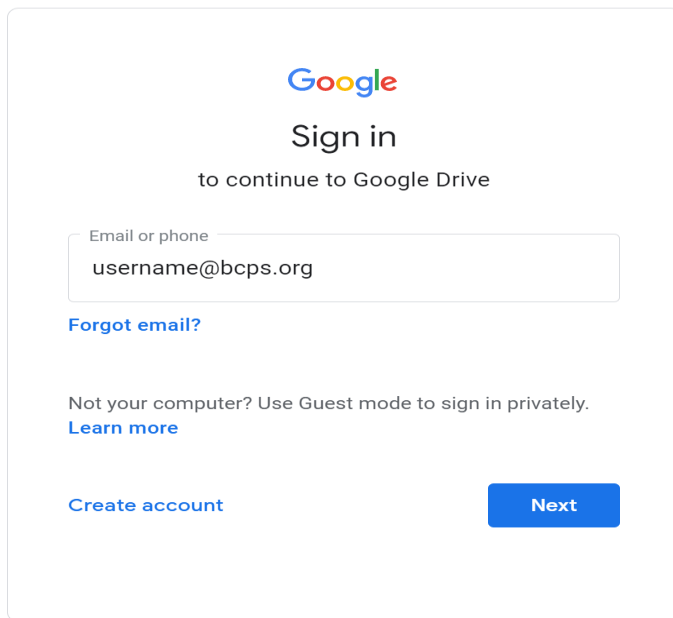


Classflow



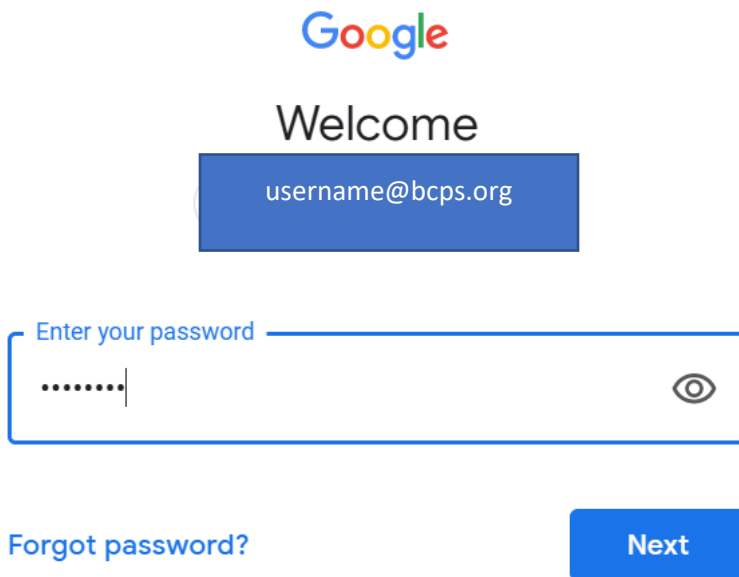
Google Drive

On the login screen- it will ask for an email or phone number. Enter student username, followed by @bcps.org. (ex. eturner@bcps.org)



The image shows a Google sign-in interface. At the top is the Google logo. Below it, the text reads "Sign in to continue to Google Drive". There is a text input field with the placeholder "Email or phone" and the text "username@bcps.org" entered. Below the input field is a blue link "Forgot email?". Further down, there is a line of text: "Not your computer? Use Guest mode to sign in privately." followed by a blue link "Learn more". At the bottom left is a blue link "Create account" and at the bottom right is a blue button labeled "Next".

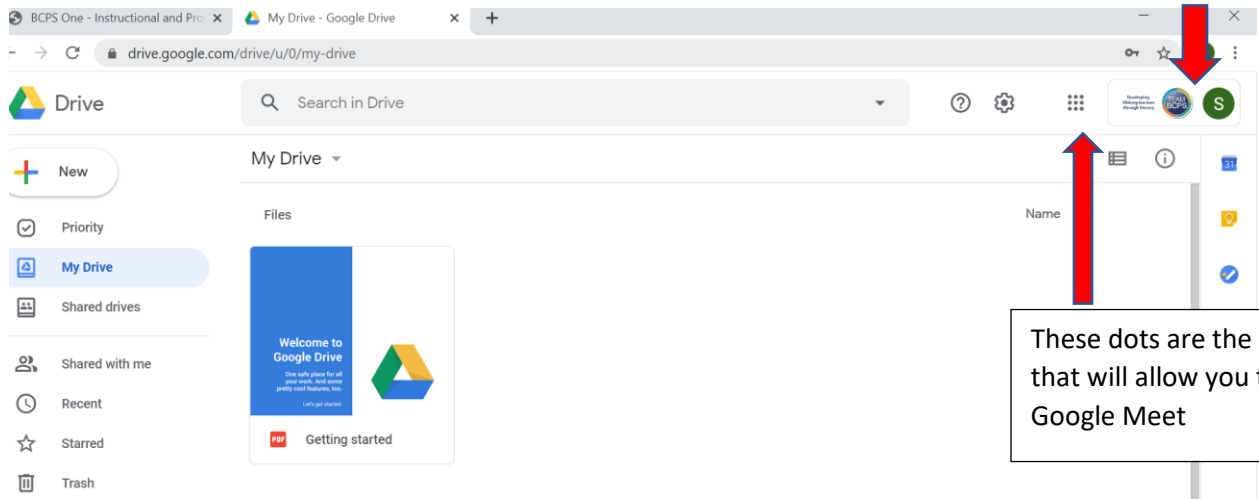
Next, enter student password.



The image shows a Google welcome screen. At the top is the Google logo. Below it, the text reads "Welcome" followed by a blue box containing the text "username@bcps.org". Below this is a text input field with the placeholder "Enter your password" and a password mask consisting of seven dots. To the right of the input field is an eye icon. At the bottom left is a blue link "Forgot password?" and at the bottom right is a blue button labeled "Next".

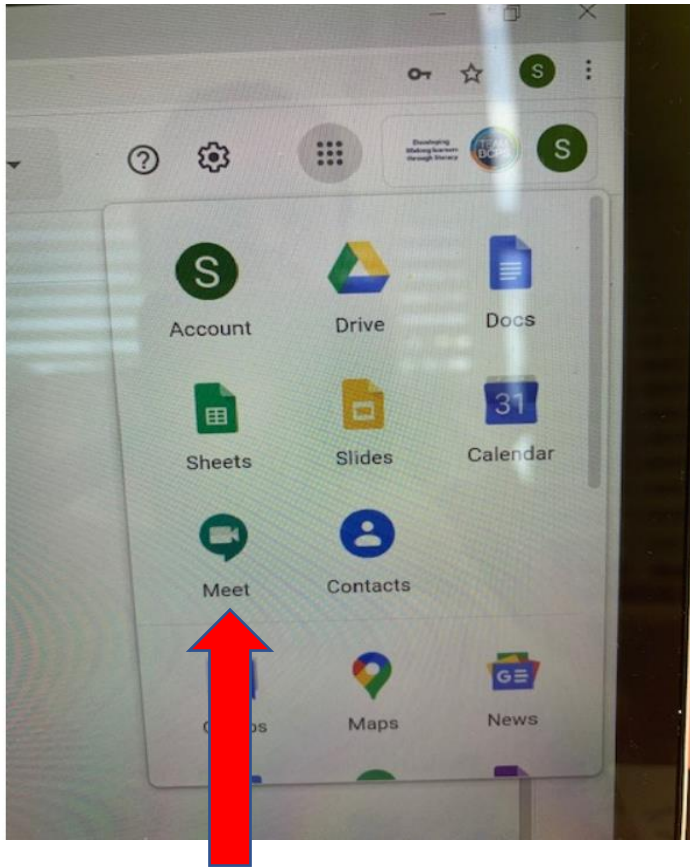
The student Google Drive will open up.

Student first initial should always appear on the Chrome Browser in order to access Google Meets

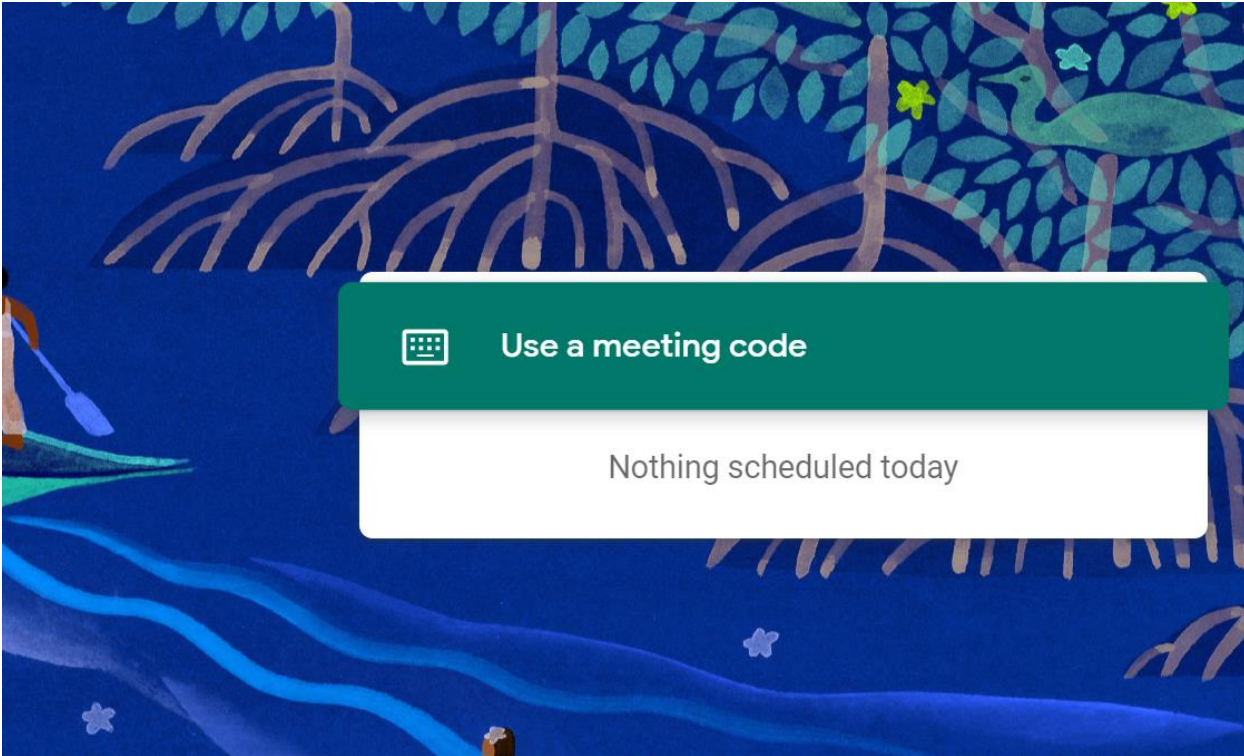


These dots are the Google Apps that will allow you to access Google Meet

When you open the Google Apps, click on the Google Meet icon



It will bring you to the Google Meet screen, enter the Google Meet code provided by the teacher.



Make sure that the student is ALWAYS logged into the browser.

